

A 30 ton lifting capacity and short stowed boom length makes the HL 30TC70 ideal for heavy work in the oilpatch. The HL 30TC70 can be mounted on either a single or double steering axle chassis.

Features:

- › 60,000 lbs lifting capacity
- › 70' sheave height
- › 25' retracted boom length
- › 15,000 lb planetary winch
- › 3 section fully proportional boom
- › Optional continuous rotation
- › Planetary drive rotation gear box
- › A-frame link style main outriggers
- › Dual control consoles and platforms

Benefits:

- › High strength box construction, welded booms for maximum strength to weight ratio
- › Planetary type winch with integral brake for high efficiency and security
- › Standard audible capacity alert system
- › Standard audible outrigger warning alarm



Optional Equipment:





- › Fixed swing around jib, stows along side of boom
- › Snatch block and crane blocks for multi-part line operation
- › "Tractor Mount Package" for operating controls from behind the crane
- › "Deck Mount" oil reservoir available for Tractor package
- › Hydraulic tank heater
- › Digital radio weight indicator
- › Boom lights

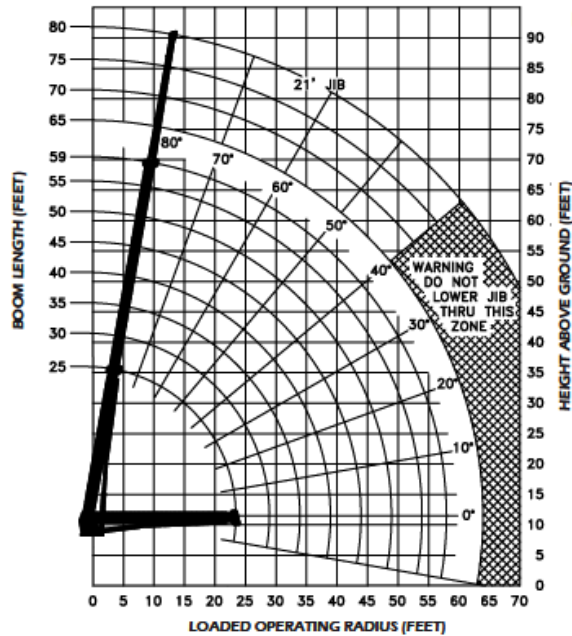
FEATURES AND SPECIFICATIONS

MAXIMUM RATED LOAD IN LBS. WITH OUTRIGGERS FULLY EXTENDED													
LOADED OPERATING RADIUS	LOADED BOOM ANGLE	RETRACTED BOOM LENGTH	LOADED BOOM ANGLE	BOOM LENGTH	LOADED BOOM ANGLE	BOOM LENGTH	LOADED BOOM ANGLE	BOOM LENGTH	LOADED BOOM ANGLE	BOOM LENGTH	LOADED BOOM ANGLE	BOOM LENGTH	21' JIB ERECTED
FEET	°	25 ft	°	35 ft	°	45 ft	°	55 ft	°	59 ft	°		
5	80	60,000											
8	72	43,000	78	40,500									
10	67	36,500	74	34,500	78	33,000	80	32,000					
12	62	31,900	71	30,100	75	28,600	78	27,500	79	27,000			
14	56	28,500	67	26,500	73	25,400	76	24,300	77	24,100	80	6,650	
16	50	25,500	63	24,100	70	22,600	74	21,600	75	21,400	78	6,200	
18	44	23,000	59	21,800	67	20,400	71	19,400	73	19,200	76	5,900	
20	36	21,000	55	19,900	64	18,600	69	17,700	71	17,400	75	5,500	
25			44	16,600	57	15,500	63	14,700	66	14,500	70	4,700	
30			29	13,500	48	13,100	57	12,400	60	12,200	67	4,500	
35					38	10,000	51	10,700	54	10,500	63	4,200	
40					25	8,500	43	9,300	48	9,200	60	3,600	
45							35	8,300	41	8,300	55	3,100	
50							24	6,900	33	7,200	51	2,600	
55									21	6,000	45	2,200	
60											41	2,000	
Deductions for stowed jib		675 lbs		500 lbs		450 lbs		325 lbs		300 lbs			

RATINGS ABOVE THE HEAVY LINE ARE BASED ON STRUCTURAL COMPETENCE AND NOT ON MACHINE STABILITY.

NOTE Deductions must be made from rated loads for lifting accessories: Fixed jibs, telescopic jibs, overhaul balls, load hooks, snatch blocks and load blocks.

Maximum Load (lbs)	Cable Size (in)	
	9/16	5/8
1 Part Line 	7,500	8,700
2 Part Line 	15,000	17,400
3 Part Line 	22,500	26,100
4 Part Line 	30,000	34,800



Capacity Chart HL30TC70

RAC Export Trading
Ralf Clobes e. Kfm.
Erich-Heckel-Ring 6
D - 36041 Fulda / Germany
RAC HL30TC70_LTR.indd

Tel. +49 661 6060-82
Fax +49 661 6060-83
info@rac-export.com
http://www.rac-export.de

RAC 
Export Trading - Technical Supplies
Ralf Clobes - e. Kfm.

30 TON

HL30TC70



A 30-ton lifting capacity and short stowed boom length makes the HL30TC70 ideal for heavy work in the oilpatch. This crane can be mounted on either a single or double steering axle chassis.

FEATURES

- 30-ton lifting capacity (36,500lbs at 10' radius)
- 59' boom length (70' sheave height)
- 25' retracted boom length
- 15,000 lb planetary winch with integral brake
- 3 section fully proportional boom
- Planetary drive rotation gear box
- A-frame link style main outriggers
- Dual control consoles and platforms
- High strength box construction, welded booms for maximum strength to weight ratio
- Standard audible capacity alert system
- Standard audible outrigger warning alarm

OPTIONAL

- Fixed swing around jib, stows along side of boom
- Snatch block and crane blocks for multi-part line operation
- "Tractor Mount Package" for operating controls from behind the crane
- "Deck Mount" oil reservoir available for Tractor package
- Hydraulic tank heater
- Digital radio weight indicator
- Boom lights